

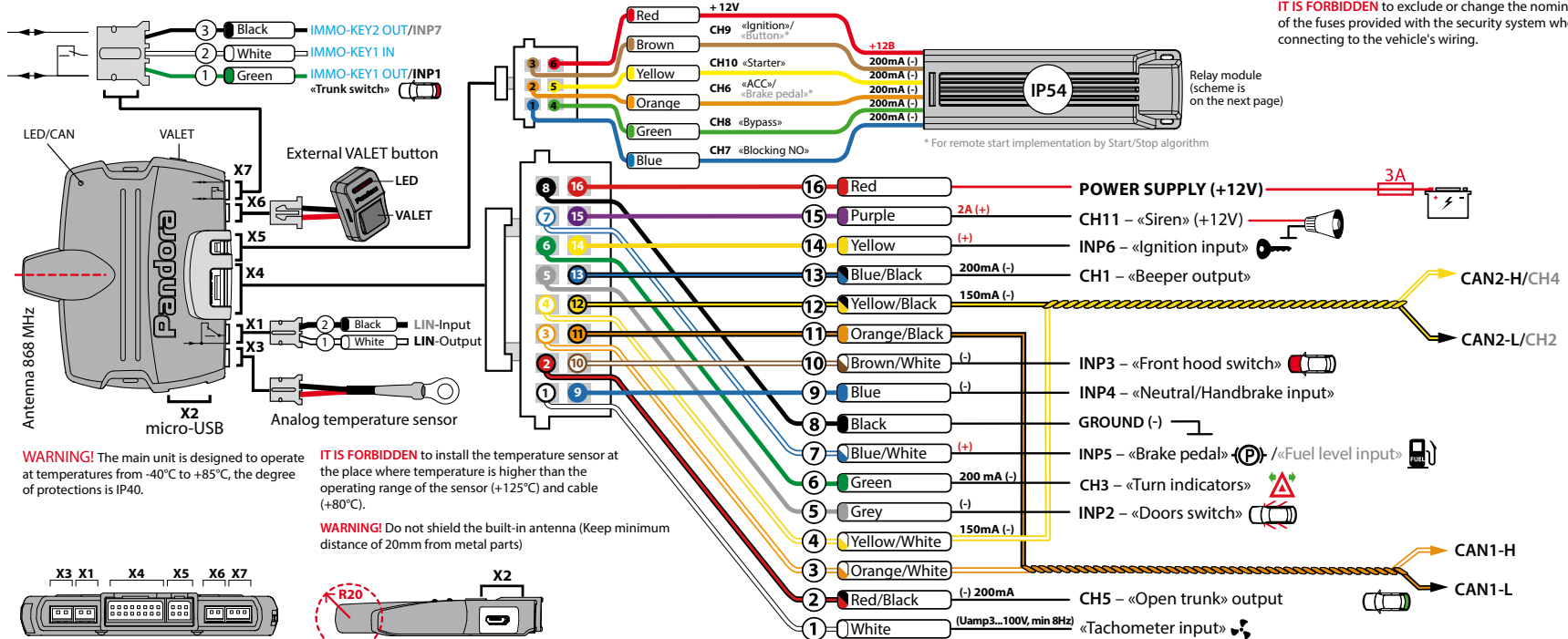
Pandora model: LIGHT v3

When implementing a bypass procedure using IMMO-KEY port it is necessary to disable any logic on INP1 and INP7 (default logic for INP1 - «Trunk switch»).

WARNING! Before starting the installation of the system: check the connection points on loader.pandorainfo.com, Pandora Specialist, Pandora Alarm Studio, update system firmware, choose a car model if connecting to CAN-bus.

WARNING! The base unit and system elements must be installed in places with appropriate temperature, moisture and dust protection characteristics (IP40 - interior, IP54 and higher - interior, engine compartment).
WARNING! All power circuits of additional devices that are not powered through the base unit of the system should have their own fuses.

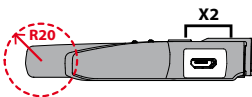
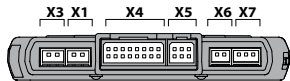
WARNING! The security system is a maintenance-free device. In case of failure you must immediately contact local specialized service center.
IT IS FORBIDDEN to install the system on a car with normal voltage other than 12V.
IT IS FORBIDDEN to install the security system with damaged output cables.
IT IS FORBIDDEN to exclude or change the nominal of the fuses provided with the security system when connecting to the vehicle's wiring.



WARNING! The main unit is designed to operate at temperatures from -40°C to +85°C, the degree of protections is IP40.

IT IS FORBIDDEN to install the temperature sensor at the place where temperature is higher than the operating range of the sensor (+125°C) and cable (+80°C).

WARNING! Do not shield the built-in antenna (Keep minimum distance of 20mm from metal parts)



* For remote start implementation by Start/Stop algorithm